

## How to Read the Fund Performance Chart in Less Than a Minute

A fund's performance chart enables investors to keep track of both its past and recent performances. Public Mutual's online fund charting platform can easily help investors to chart the performances of all Public Mutual's funds.

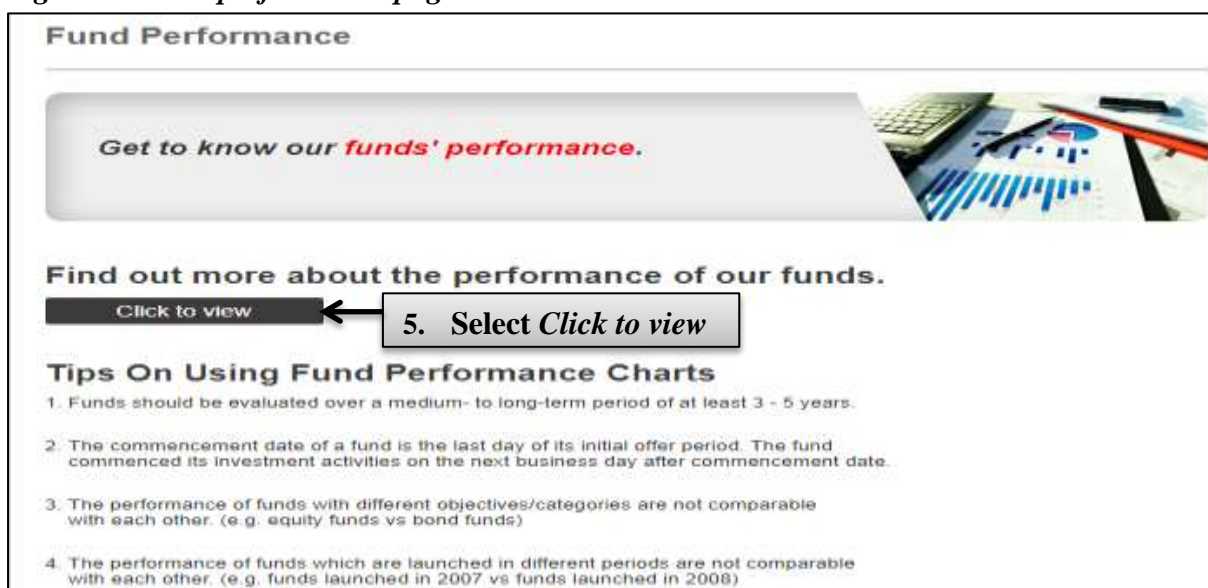
The first step to accessing the online fund charting platform is to get to the fund performance page on Public Mutual's portal. Investors may navigate to the fund performance page by following these steps:

1. Go to <https://www.publicmutual.com.my>.
2. Click on the *Our Product* tab.
3. Select the *Unit Trust* sub-tab, which then leads you to the *Fund Information* sub-tab.
4. Select the *Fund Performance* sub-tab that directs you to the Fund Performance page (Figure 2), which shows a few tips on using fund performance charts.
5. Then, select the *Click to view* button.

**Figure 1: Front page of Public Mutual's portal**



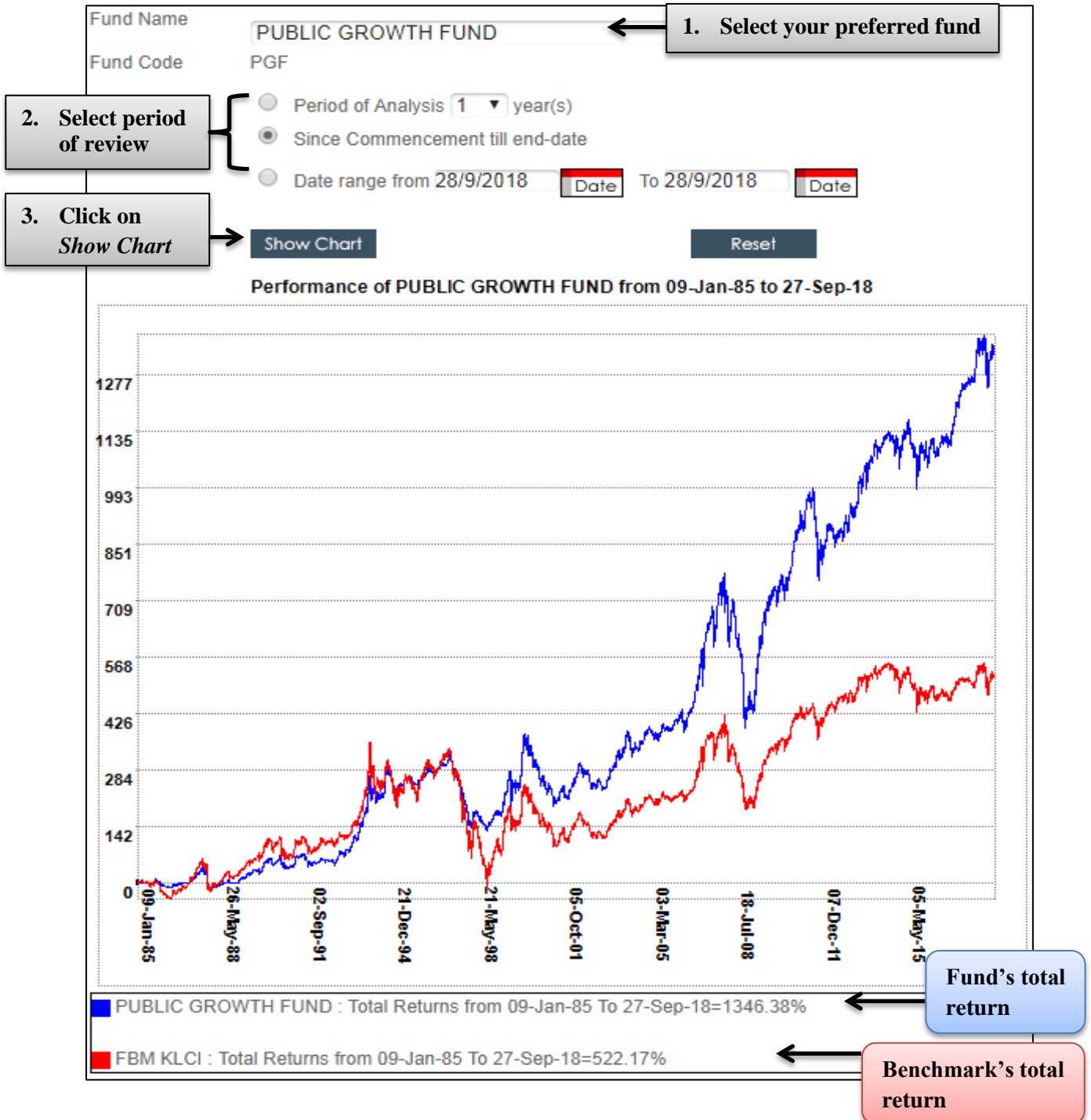
**Figure 2: Fund performance page**



Once you've reached the fund performance page, investors may follow the three steps below to view the relevant fund's performance chart:

1. Select your preferred fund.
2. Choose a period of review out of the available options:
  - 1-year, 3-year, 5-year or 10-year period
  - since commencement till end-date
  - a specific date range of the user's preference
3. Click on the *Show Chart* button.

**Figure 3: Performance chart of Public Growth Fund (PGF) since commencement till end-date**

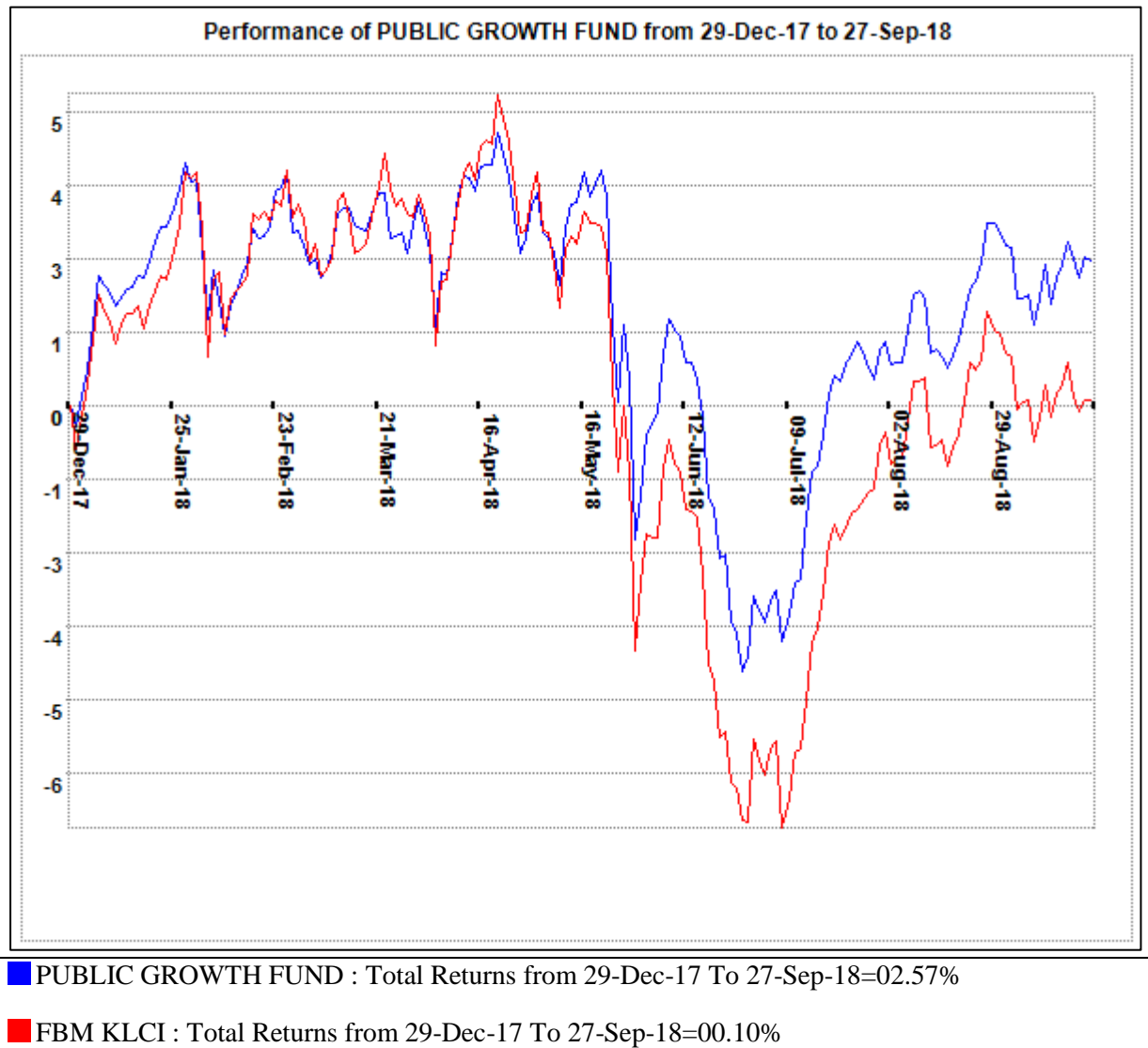


There are two things to remember when reading a fund’s performance chart, these include:

**a) Compare the Fund’s Performance Against Its Benchmark**

Looking at how a fund has performed alone will only tell investors a small part of the story. To evaluate a fund’s returns, investors can compare the performance of a fund against its benchmark. Generally, most large-cap equity funds that invest in the Malaysian market use the FBM KLCI as their benchmarks. For instance, the chart below shows the performance of Public Growth Fund (PGF) versus the FBM KLCI for the year-to-date period.

**Figure 4: Performance chart of Public Growth Fund (PGF) from 29 Dec 2017 till end-date**



PGF is benchmarked against the FBM KLCI as PGF is a domestic equity fund that invests in the local market. Thus, its overall return largely depends on the performance of the domestic stock market and economy.

When a fund’s performance is higher than that of the benchmark, the fund is considered to have outperformed the latter, and vice versa. A decline in the return of a fund is not always a negative indicator of the fund’s performance. For example, if the benchmark index declines

over a period of time, but the magnitude of your fund's decline is less than that of its benchmark, then the fund has outperformed its benchmark.

#### **b) Review the Fund's Performance over the Longer Term**

When using the online fund charting service to evaluate the returns of funds, investors are advised to focus on the longer-term performance. A longer review period will allow the fund's investments time to grow and provide a better overview of the fund's performance throughout various market cycles.

#### **Conclusion**

Once you get used to the online fund charting platform, drawing up a fund's performance chart can be done in less than a minute. While a fund's past performance may not be an indication of future returns, comparing the fund's long-term performance vis-à-vis its benchmark is a useful practice for investors to evaluate the fund's returns.

It should be noted that investors can also view their preferred fund's performance charts on Public Mutual Online (PMO). Mutual Gold (MG) and Mutual Gold Elite (MGE) investors also have access to fund analytic tools which assist in making performance comparisons between selected funds with similar objectives and mandates.

Please note that different funds may have different investment mandates such as asset allocation, foreign market exposures, investment strategies, etc. and may therefore not be fully comparable.

*Disclaimer: This article is prepared solely for educational and awareness purposes and should not be construed as an offer or a solicitation of an offer to purchase or subscribe to products offered by Public Mutual. No representation or warranty is made by Public Mutual, nor is there acceptance of any responsibility or liability as to the accuracy, completeness or correctness of the information contained herein.*